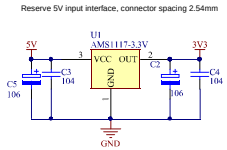

Regulated Power Supply

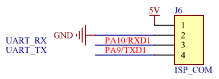

ISP Serial Download Program Interface

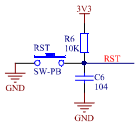

RESET Button

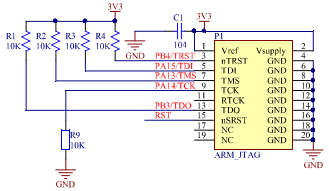

JTAG/SWD Debug Interface

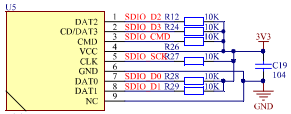

SD Card Interface

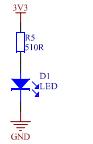

Power Supply Indicator

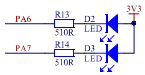

LED Indicators

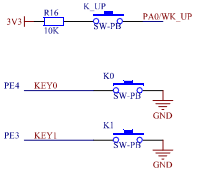

User Buttons

CPU: STM32F407VET6

RAM: 196K FLASH: 512K
Kernel: ARM 32-bit Cortex M3 CPU
Up to 168MHz operating frequency

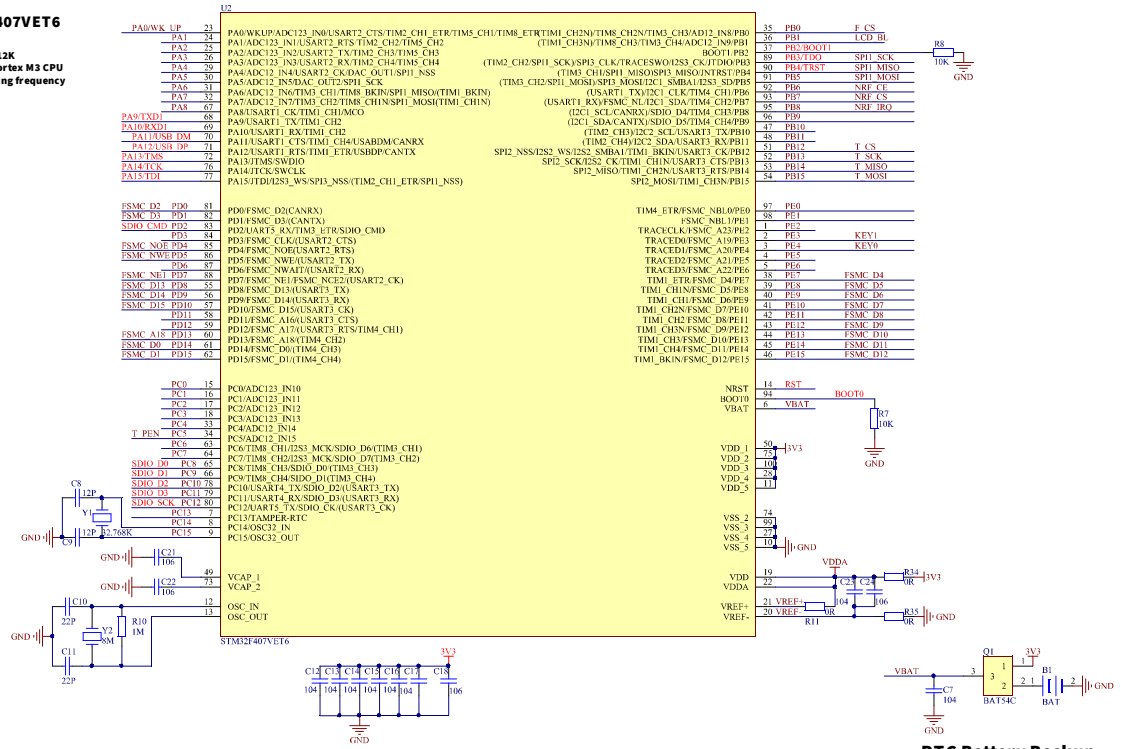

RTC Battery Backup

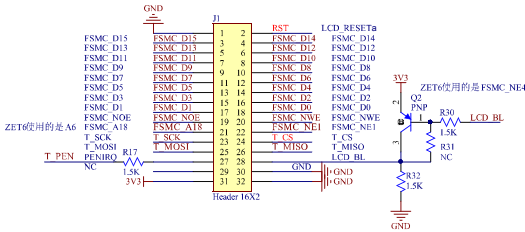

TFT LCD Interface



BOOT 0	BOOT 1	Boot source
0	x	Flash(MMBasic)
1	0	System bootloader
1	1	RAM

The STM32 operating mode has been grounded by default: grounded via R7 and R8.
Normal operation, the jumper cap does not need to be plugged in, if other working modes are required.
In order to change the jumper cap insertion mode, the board has a jumper cap by default.
The jumper cap is inserted into the flash mode by default for the convenience of the board.

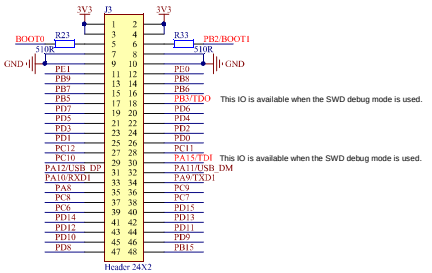

Reserved IO Interface

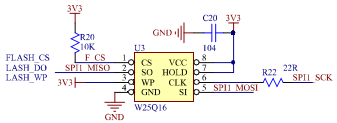

External Storage FLASH

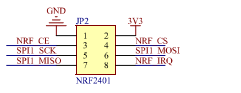

NRF2401 Wireless Module Interface

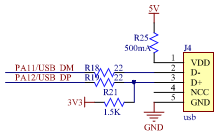

STM32 USB Slave Interface